



TIMBERLAKE[®]
CABINETS



Create Your Story

PRODUCT CATALOG 2021

Life happens here.

Is there a room in the house that holds more life than the kitchen? It's the gathering spot, party place, quiet refuge, late night hangout, homework center, conference room, kid's corner. All that and dinner too. You're creating the space for where life happens, so begin by imagining the stories it will tell.

Every room tells a story. What's yours?



CABINETS ARE YOUR CANVAS.

Perhaps the most visual element of your kitchen design is cabinetry. It sets the scene for the life you live. Cabinetry is broadly classified as modern, transitional, and classic. Of course, there are infinite shades of style in between. With cabinetry as the foundation, you'll use hardware, accessories, and other details to complete the scene. Modern, but cozy. Classic with a twist. It's up to you.

**HOW DO YOU FIND YOUR STYLE?
TRUST YOUR MUSE.**

What do you love in your home? Think about favorite colors. Gather a few beloved items. Pull images from magazines or Pinterest – maybe a whole kitchen or just a great detail. Now look for similarities – a color, style, or silhouette. That sets your path. And remember this: the perfect style is the one that's perfect for you.

**NOW MAKE YOUR KITCHEN WORK.
LET'S TALK FUNCTIONALITY.**

You've thought about the look of your new kitchen, now be sure it's set up to handle everything you need. Think through all the ways you'll use the space. Entertaining? Take special care with efficient food prep and storage too. Are there children or pets? Create a space with options that make it easy to create order from chaos.

**WHAT'S ON YOUR CABINETS WISH LIST?
IT'S BEST TO INVEST NOW.**

If you've been dreaming of a two-level island for a workspace and eating area, glass cabinet doors, decorative moldings and accents, now is the time to invest. These elements are most efficiently added now, will hold their value, and you'll enjoy them for a very long time. Items like lighting, appliances, and flooring are more likely to need a refresh sooner and are easier to change out.

**WE'VE BEEN PART OF HOME STORIES FOR
MORE THAN 30 YEARS.**

As you start your dream kitchen, you can trust us as a partner. For more than three decades, cabinetry has been our sole focus. You'll find Timberlake in over a million of homes across the country, including those of some of America's top builders. Timberlake cabinets are built to order and to meet our own exacting standards and backed by our warranty, so they're as smart as they are beautiful. You'll find quality, style, value and service you can believe in.



TIMBERLAKE



Ready to get started? Let's go.



Table of Contents

04 MODERN STYLES	10 TRANSITIONAL STYLES	20 CLASSIC STYLES	34 FUNCTIONAL KITCHEN
New Haven Barnett Lausanne Sonoma	Charleston Tucson Maddox Corban Kinsdale Downing Tahoe Fairfield	Sierra Vista Windsor Beckley Canton	36 AN INSIDE LOOK Features Construction Materials
	26 BEYOND THE KITCHEN		40 DOOR DETAILS
	Other Spaces Finishing Touches		

Modern

Crisp, clean, and chic.

Stunning in its sleek lines, modern cabinetry puts sophistication first. Subdued minimalism can set a tailored metropolitan aesthetic or take on a pristine Eurostyle influence. The simplicity of Shaker-style doors can bring an inviting warmth, even easing toward a fresh modern farmhouse look with details like more rustic hardware and a farmhouse sink.



Less is More

Streamlined and uncomplicated, modern design uses limited embellishments. It celebrates open space, angles, and has a strong architectural energy.

BOLD PAINT TRENDS

Painted cabinetry in whites and greys is a fresh, airy choice. The punch of a second color—like navy—is a bold trend.

NATURAL WOOD TONES

Natural wood is often a key element, either as the lead or an accent.

CONTINUING CLEAN LINES

The uncluttered modern look extends to every element of the cabinetry. A flat-front drawer, called a slab drawer, pairs with modern style.



UNADORNED BEAUTY

Let the natural appeal of the elements shine through. Use accessories and details to highlight it.

ARCHITECTURAL IMPACT

Stacked cabinets build architectural impact and crown moldings are generally simpler or may not be used at all.

SHOW OFF SIGNATURE PIECES

Consider aluminum frames, glass doors or open shelves for the modern kitchen. For a modern farmhouse, doors with mullioned frames add charm.



TIMBERLAKE

New Haven

PORTFOLIO SELECT SERIES

With its wide Mission-style framing, New Haven's profile brings a casual upscale ease to a space. It's a handsome backdrop for a metropolitan minimalist vibe. Or use the clean lines to create a spacious and airy appeal.

Features

CONSTRUCTION

Mortise and tenon
Recessed panel

DOOR DETAILS

Full overlay

DRAWER FRONT

Slab
Five-piece

SPECIES

Maple
Painted
Cherry
Duraform

HARDWARE

Required



Barnett

PORTFOLIO SERIES

Barnett captures the rich combination of clean Shaker lines warmed by today's fresh painted look. A master of adaptability, Barnett creates a stately grace in a formal room or the casual welcome of a modern farmhouse retreat.

Features

CONSTRUCTION

Doweled
Recessed panel

DOOR DETAILS

Standard overlay

DRAWER FRONT

Slab

SPECIES

Duraform

HARDWARE

Recommended





Sonoma

PORTFOLIO SERIES

Mindful simplicity is the very definition of Shaker design, faithfully created in Sonoma. Expansive surfaces, straight-line framing, uncluttered, and open—these are the essentials that invite design interpretations from city vogue to country farmhouse.

Features

CONSTRUCTION

Mortise and tenon
Recessed panel

DOOR DETAILS

Full overlay

DRAWER FRONT

Slab

SPECIES

Maple
Painted
Cherry
Duraform

HARDWARE

Required



Lausanne

PORTFOLIO SERIES

Lausanne is Euro-style at its minimalist finest. The flat-panel design creates a singularly sleek look. The feel can be vital and dramatic or a simply refined allure. The choice of hardware, accessories, and décor set the mood.

Features

CONSTRUCTION

Slab panel

DOOR DETAILS

Full overlay

DRAWER FRONT

Slab

SPECIES

Maple
Duraform

HARDWARE

Required



SONOMA PAINTED BOULDER

Transitional

You can have it all.

A little bit traditional, a little bit modern. Transitional style lets you be you. A touch of woodwork detailing creates visual interest that's a foundation for your imagination. A daring pop of contemporary color with a vintage look furniture-style island? You can do that. Open shelves or glass doors? You choose one—or maybe both. All the possibilities are there to be put together with a relaxed personal flair.



Balanced Blend

Transitional design is the choice that adapts, blends, and pulls together pieces across styles. You create the balance for a one-of-a-kind look all your own.

CUSTOMIZED DETAILS

Woodworking details, such as beveling, mitered corners, and routing are understated but unmistakable.

SUBTLE BUT IMPACTFUL

The clean, sleek profile of a recessed panel provides subtle visual interest and flexibility when it comes to design.

ALL ABOUT SIGHTLINES

For a more modern vibe, think pristine lines, like slab drawers. For a more classic aesthetic, consider furniture-style legs on an island or furniture feet on cabinetry.

PAINTED PAIRINGS

Pairing two shades of wood stain or paint can define different zones in a space. Two tones can also be used to create design drama.

ACCENTUATE YOUR LOOK

Range hoods—in styles from simple tapered to graceful valanced designs—can accentuate a look.

ROOM ACCENTS

Transitional welcomes a medley of room accents, from colorful dishware to treasured mementoes. Open shelving or glass doors put them on display.



Charleston

PORTFOLIO SELECT SERIES

Beauty is in the detailing of the Charleston collection. The recessed panel is bordered by layered edging and grooved lines, creating a composed, yet easy-going, design. It's a multifaceted choice that gives a fresh flair and enduring look to kitchens across genres.

Features

CONSTRUCTION

Mitered
Recessed panel

DOOR DETAILS

Full overlay

DRAWER FRONT


Five-piece

SPECIES

Maple
Painted
Cherry

HARDWARE

Required



TUCSON PAINTED STONE



Tucson

PORTFOLIO SELECT SERIES

A crisp beadboard center panel makes Tucson a stylish choice that's a natural for a coastal beach house look or a rustic charmer in a cottage-chic room. The strong verticals are also traditional in European wainscoting, a familiar touch in more formal spaces.

Features

CONSTRUCTION

Mortise and tenon
Recessed beadboard panel

DOOR DETAILS

Full overlay

DRAWER FRONT

Slab

SPECIES

Maple
Painted

HARDWARE

Required



CHARLESTON PAINTED PEWTER AND PAINTED BOULDER





MADDOX MAPLE RYE AND PAINTED LINEN

Corban

PORTFOLIO SERIES

Corban is defined by its attractive lines with a dash of eye-catching detail. The slim-profile beading that borders the interior of the Shaker-style doors makes for subtle beauty. It's a perfect starting point that inspires an array of personalized looks.

Features

CONSTRUCTION

Mortise and tenon
Recessed panel

SPECIES

Maple
Painted

DOOR DETAILS

Full overlay

HARDWARE

Required

DRAWER FRONT

Slab
Five-piece



Maddox

PORTFOLIO SERIES

An inspired twist on Shaker style, Maddox elevates classic simplicity with an updated profile. Mitered corners and beveled tiering frame the recessed panel. The layered silhouette aesthetic sets the stage for transitional designs.

Features

CONSTRUCTION

Mitered
Recessed panel

SPECIES

Maple
Painted

DOOR DETAILS

Full overlay

HARDWARE

Required

DRAWER FRONT

Slab
Five-piece



CORBAN MAPLE TRUFFLE AND PAINTED SAGE

Kinsdale

PORTFOLIO SERIES

The pairing of rhythmic lines and the elegant grace of a detailed frame makes Kinsdale the picture of luxury. Precise woodworking and thoughtful design set the refined tone that adapts to your creative vision.

Features

CONSTRUCTION

Mitered
Recessed panel

DOOR DETAILS

Full overlay

DRAWER FRONT

Five-piece

SPECIES

Maple
Painted
Cherry
Duraform

HARDWARE

Required



DOWNING DURAFORM LINEN AND DURAFORM STONE



Downing

PORTFOLIO SERIES

Downing blends the look of a painted finish with the distinctive layered tiers of woodworking and sharp mitered corners. With its multi-dimensional construction and detailing, Downing has broad appeal that evolves with each unique design.

Features

CONSTRUCTION

Mitered
Recessed panel

DOOR DETAILS

Standard overlay

DRAWER FRONT


Five-piece

SPECIES

Duraform

HARDWARE

Recommended



KINSDALE DURAFORM ESPRESSO AND PAINTED HARBOR





Fairfield

VALUE BUILT SERIES

Appealing lines and warm wood stains, all complemented by the craftsman's careful touch. The beauty of Fairfield is affordability without compromise. Quality, style, and value. Those are the traits that make Fairfield a smart design choice.

Features

CONSTRUCTION

Mortise and tenon
Recessed panel

SPECIES

Hardwood

HARDWARE

Recommended

DOOR DETAILS

Standard overlay

DRAWER FRONT

Decorative



Tahoe

PORTFOLIO SERIES

Tahoe brings into perfect balance the elements of classic and modern design. This transitional favorite has today's streamlined aesthetic, but triple-carved waterfall edges add timeless character and personality to elevate your style.

Features

CONSTRUCTION

Mortise and tenon
Recessed panel

SPECIES

Maple
Painted
Cherry

DOOR DETAILS

Standard overlay

HARDWARE

Recommended

DRAWER FRONT

Decorative



FAIRFIELD TRUFFLE



Classic

All the details, all the time.

Embellishments, layering, and detailing are defining characteristics of classic design. This cabinetry puts the focus on more intricate artisan woodworking. The classic approach can lend itself to warm and intimate spaces, even to a countryside feel. Or, with the more elegant enhancements, it can create a mood of dignified refinement or the ambiance of distinguished luxury.



BECKLEY MAPLE TRUFFLE

In a Word, Timeless

Classic style is about polished indulgence. It begins with the richly sculpted cabinet doors and drawer fronts, and it continues with a palette of accents to complete the look.

PERSONALIZED TOUCHES

Displayed in glass cabinets or on open shelves, your keepsakes personalize the classic look.

SETTING THE MOOD

Furniture-like additions set the classic mood. Consider decorative legs on islands, feet on base cabinets.

DECORATIVE ACCENTS

Decorative crown molding and corbels are integral additions. Stacking multiple layers of complementary crown molding elevates the look.

STAINS AND PAINTS

Natural wood stains are a prime choice for classic style, though painted looks are a handsome alternative.

SILHOUETTE IS THE STORY

Waterfall edges, beaded edges, beveling, miters, and grooving are trademarks of a classic styled door.

CUSTOM-LOOKS

A custom-look built-in furniture piece can be the centerpiece of a lux room. For example, a grand wine bar can be created with a wine rack cabinet, stem glass holder, and glass doors for display.



SIERRA VISTA PAINTED EMBER GLAZE

Sierra Vista

PORTFOLIO SELECT SERIES

The intricate architecture and furniture details of Sierra Vista are the epitome of classic style. Multiple levels of woodworking are edged by beveled corners. It creates a picture-frame effect for the striking raised center panel. It's a luxurious look that elevates a room to high style.

Features

CONSTRUCTION	SPECIES
Mitered Raised panel	Maple Painted Cherry
DOOR DETAILS	HARDWARE
Full overlay	Required
DRAWER FRONT	
Five-piece	



Windsor

PORTFOLIO SELECT SERIES

Windsor is a dignified statement of style, both polished and warmly welcoming. The intricately crafted, multi-tiered silhouette features beveling and finely detailed woodworking. It creates a play of light and shadow that adds depth and dimension.

Features

CONSTRUCTION	SPECIES
Mortise and tenon Raised panel	Maple Painted Cherry
DOOR DETAILS	HARDWARE
Full overlay	Required
DRAWER FRONT	
Decorative Five-piece	





Canton

VALUE BUILT SERIES

A contoured profile in bright white Thermofoil, Canton is a beautifully affordable classic style choice. Quality meets craftsmanship – it's visible in the thoughtful detailing. Designed to impress, built for value.

Features

CONSTRUCTION

Laminated door
Raised Panel

SPECIES

Thermofoil

HARDWARE

Required

DOOR DETAILS

Full overlay

DRAWER FRONT

Decorative



Beckley

PORTFOLIO SERIES

The artful pairing of a multi-tiered door with the minimalism of a slab drawer front creates a versatile look that sets Beckley apart. The crisp angles of the raised-panel door are accented by a woodworked trim bordering the understated framing.

Features

CONSTRUCTION

Mortise and tenon
Raised panel

SPECIES

Maple
Painted

DOOR DETAILS

Full overlay

HARDWARE

Required

DRAWER FRONT

Slab



CANTON THERMOFOIL WHITE



Beautiful cabinetry made for every room.

Cabinetry is key to that welcoming, personal, and functional vibe.

Want an office that inspires productivity? Cabinetry provides built-in storage that keeps you organized in a personalized work environment. For an entryway, add elements to make hospitality effortless. In a laundry room, cabinetry pulls everything together to make a dirty job easier. And a storage-smart drop zone lets you leave the day behind in style.



Imagine the possibilities for creating the room you love.



NEW HAVEN PAINTED STONE



CHARLESTON MAPLE TRUFFLE



MADDOX PAINTED PEWTER GLAZE

A retreat, a spa, a haven.



SIERRA VISTA PAINTED EMBER GLAZE



CHARLESTON PAINTED NAVY

Think of your bathroom as the small space that offers big possibilities.

Cabinetry lets you transform the bathroom into an oasis of your own design.

Your vanity is the centerpiece of your dream bath. Timberlake cabinetry lets you create your own perfect expression of personal style. And functionality? Clever use of cabinetry helps you maximize storage with beautiful décor.

Cabinets create the big picture, but these elements carry your look to perfection.



LAUSANNE MAPLE TRUFFLE



Grand Openings

YOUR UNIQUE STYLE ON DISPLAY

Glass doors create a feeling of light and spaciousness and provide a showcase for signature pieces. There's a perfect door for every kitchen design.

Crown Molding is High Impact

REACH NEW HEIGHTS

Finish the top of your cabinetry with a matching style of molding or a stack of complementary styles. It adds height to the room and enhances the overall look.



- Polished Chrome
- Satin Nickel
- Weathered Nickel
- Modern Brushed Gold
- Verona Bronze
- Matte Black

Possibilities at Your Fingertips

ADD THE FINISHING TOUCHES THAT ARE ALL YOU

A shape, a contour, a sheen. Handles, pulls, and knobs are the little things that say so much about design. Complement a look, or add a spark of surprise.

The details that make all the difference.

10 options to accentuate your design.

Timberlake offers a great value, allowing you to spend more on options that personalize your kitchen for a custom feel. From modifications to decorative accents, these unique touches add convenience and beauty to any space.

01 TURN UP THE COLOR

Two tones of cabinetry can define areas, provide visual interest, or add a burst of personality.

02 CREATE YOUR NICHE

A drawer base cabinet and staggered upper cabinet depths form an attractive nook with lots of storage built in.

03 SPOTLIGHT THE RANGE

A stylish range hood completes your design—the centerpiece of a great kitchen.

04 CROWNING GLORY

Crown molding is the detail that transforms blank space to finished perfection.

05 BEAUTIFULLY FURNISHED

Decorative legs on islands and other furniture-like details are handsome designer elements.

06 SHOW OFF YOUR STYLE

Glass door inserts let you display your favorite treasures and add a light airiness to the room.

07 HIGH PRIORITY STORAGE

An increased-depth cabinet over the fridge means more accessible space and provides a built in look.

08 STYLIZE EVERY SURFACE

Use decorative doors to finish off a run of cabinets with a furniture look.

09 JUST-RIGHT LIGHT

With light rail molding, the under-cabinet task lighting you love stays out of sight.

10 HARDWARE MAGIC

Like jewelry for your cabinets, the choice of hardware can take a design in many directions.

MADDOX PAINTED LINEN



MADDOX PAINTED LINEN AND PAINTED NAVY



Smart additions make a kitchen work harder, so you don't have to.

Functional additions help you gain more work and storage space and reduce counter and drawer clutter. Everything you need is organized and close at hand.

Kitchen Essentials

- 01 **DEEP ROLL OUT TRAYS**
No more searching around in the back of the cabinet.
- 02 **ROLL OUT TRAY DIVIDER**
Smart storage for bakeware and trays.
- 03 **SPICE ORGANIZER**
The secret ingredient in cooking convenience.
- 04 **PULL OUT WASTEBASKET**
The easy way to keep trash out of sight.
- 05 **BASE PANTRY PULL OUT**
Adjustable shelves accommodate all your cooking must-haves.
- 06 **DRAWER WITH PEG DISH ORGANIZER AND SCALLOPED SLIDE-OUT SHELF**
Includes adjustable pegs to handle different dish sizes.





Cabinet Standard Features

These features are found on all series.



- 01 3/4" X 15/8" Hardwood Face Frame
- 02 Captured Back Construction
- 03 1/2" Thick Engineered Wood Cabinet Sides
- 04 Adjustable Hidden Hinges
- 05 Adjustable Shelves
- 06 Hardwood Hanging Rail

An Inside Look

Quality comes standard on all Timberlake cabinetry. Our three series allow you to choose the perfect combination of features and options for your needs and budget. You can see the features common to every series in the diagram to the left. And rest assured that our warranty covers all cabinets and accessories against defects in materials and workmanship.

Features by Cabinet Series



In the Portfolio Select series, you'll see the features you expect in custom-built cabinetry. This top-tier series promises on-trend style and attention to every detail.

SERIES FEATURES

- 21" Deep, 5/8" Thick Premium Dovetail Hardwood Drawers
- Full-Extension Hidden Glides
- 3/4" Thick Shelving
- Adjustable Shelves

SERIES OPTIONS

- CushionClose® Glides
- CushionClose® Hinges
- Full Depth Shelves
- Furniture Ends Construction
- Plywood Ends Construction
- All Plywood Construction
- Matching Interior



Finely crafted and designed to inspire, the Portfolio series gives you our widest range of style choices, as well as upgrade options and smart features.

SERIES FEATURES

- 21" Deep Drawers, 1/2" Thick Engineered Wood
- Side-Mounted Drawer Glides
- 3/4" Thick Shelving
- Adjustable Shelves

SERIES OPTIONS

- 21" Deep, 5/8" Thick Premium Dovetail Hardwood Drawers
- CushionClose® Glides
- CushionClose® Hinges
- Full-Extension Hidden Glides
- Full Depth Shelves
- Furniture Ends Construction
- Plywood Ends Construction
- All Plywood Construction
- Matching Interior



The Value Built series is designed to bring Timberlake craftsmanship, features, and style a smart and beautiful choice for value-conscious homebuyers.

SERIES FEATURES

- 18" Deep Drawers, 1/2" Thick Engineered Wood
- Side-Mounted Drawer Glides
- 1/2" Thick Shelving
- Adjustable Shelves

SERIES OPTIONS

- Full Depth Shelves
- Matching Interior

Construction options add lasting value

CUSHIONCLOSE

No more noisy slamming doors, drawers and roll-outs. Cushion close technology provides smooth and quiet operation.

ALL PLYWOOD CONSTRUCTION

This upgraded construction for cabinet sides, shelves, cabinet backs, toe kicks and hanging rails is the ultimate choice in durability and stability.

FULL EXTENSION GLIDES

Now it's easy to reach all the way to the back of a 21-inch drawer. Glides handle the weight of heavy loads and slide with ease.

FURNITURE END CONSTRUCTION

For cabinets with exposed ends, this flush look uses 3/4" thick plywood with matching wood veneer to give cabinets the finished look of fine furniture.



It's a beautiful fact of nature: no two pieces of wood are exactly alike.


It's important to understand what to expect. Even wood from the same tree shows variations, which contributes to the beauty and distinction of fine cabinetry.

Natural Factors

The following characteristics are natural and are not considered defects:

- Naturally occurring color, grain, and texture differences
- Color deviations, even within the same section of wood
- Differences between open and closed-grain areas
- Visible mineral streaks

Just as wood naturally expands and contracts, so do door joints. Periodically, you may see hairline cracks in the finish surface at the joints. These are normal and do not affect the integrity of the door.



Care & Cleaning

Your cabinetry is extremely resistant to stains and surface damage that can be caused by common household items. However, to further protect the original factory finish:

- Wipe up spills immediately using a clean cloth and mild soaps
- Dust your cabinets periodically using a soft, slightly dampened, lint-free cloth
- Read all cabinet care guidelines and cleaning product instructions carefully

Environmental Factors

Cabinetry added at a later date may not match the original cabinets installed and samples may no longer have a true color representation. This may be due to:

- Exposure to sunlight, smoke, and chemicals
- Change in door samples or displays due to age

Because of environmental factors, Timberlake is not responsible for texture differences or color and wood grain variations in materials used in your cabinets.



The Materials

01 CHERRY

Cherry, a closed-grain, uniform-texture hardwood, shows distinctive curly figures and pin knots. Natural pale-yellow sapwood to reddish-brown heartwood darkens over time. It's attractive in a deep stain.

02 MAPLE

Maple is an extremely hard wood with a fine, even texture. Color can be light to cream-colored. Its uniform straight grain may show wavy, bird's eye, or burl graining. Popular for its durability and luster.

03 DURAFORM

Duraform uses advanced manufacturing to bond foils and coatings to medium-density fiberboard, high-density fiberboard, and similar materials for exceptional stability, consistency, and durability.

04 PAINTED

Painted finishes combine hardwoods and engineered materials for stability, consistency, and durability, with minimal grain visibility. Joint lines may appear due to the wood's natural expansion and contraction.

05 HARDWOOD

Hardwoods include dense-structured maple, oak, birch, cherry, hickory, poplar, and ash. Color ranges from light blonde to dark reddish-brown. Variations of graining, color, and mineral streaks are natural.

06 THERMOFOIL

Thermofoil is a process that bonds a thick vinyl film to a warp-resistant engineered wood core. Because color is throughout the film, the surface is durable, easy-clean, and resistant to chipping and cracking.



It's time to create your story.

Start with Timberlake.

Visit [Timberlake.com](https://www.timberlake.com) for more inspiration and detailed information about our products. And share your Timberlake plans with your builder or design professional for a room you're sure to love.

Door Styles	Sierra Vista	Charleston	New Haven	New Haven	Windsor	Windsor	Tucson	Beckley	Maddox	Maddox	Lausanne	Kinsdale	Corban	Corban	Sonoma	Downing	Barnett	Tahoe	Canton	Fairfield	
OVERLAY	Full Overlay	Full Overlay	Full Overlay	Full Overlay	Full Overlay	Full Overlay	Full Overlay	Full Overlay	Full Overlay	Full Overlay	Full Overlay	Full Overlay	Full Overlay	Full Overlay	Full Overlay	Standard Overlay	Standard Overlay	Standard Overlay	Full Overlay	Standard Overlay	
MATERIAL	Solid Wood	Solid Wood	Solid Wood	Solid Wood	Solid Wood	Solid Wood	Solid Wood	Veneer	Veneer	Veneer	Veneer	Veneer	Veneer	Veneer	Veneer	Laminate	Laminate	Veneer	Thermofoil	Veneer	
INSERT PANEL	Raised	Recessed	Recessed	Recessed	Raised	Raised	Beadboard	Raised	Recessed	Recessed	Slab	Recessed	Recessed	Recessed	Recessed	Recessed	Recessed	Recessed	Raised	Recessed	
DRAWER FRONT	5-Piece	5-Piece	5-Piece	Slab	5-Piece	Decorative	Slab	Slab	5-Piece	Slab	Slab	5-Piece	Slab	5-Piece	Slab	5-Piece	Slab	Decorative	Decorative	Decorative	
SPECIES + FINISHES	RYE	RYE	RYE	RYE	RYE	RYE	RYE	RYE	RYE	RYE	RYE	RYE	RYE	RYE	RYE			RYE			
	SPICE	SPICE	SPICE	SPICE	SPICE	SPICE	SPICE	SPICE	SPICE	SPICE	SPICE	SPICE	SPICE	SPICE	SPICE			SPICE			
	COGNAC	COGNAC	COGNAC	COGNAC	COGNAC	COGNAC	COGNAC	COGNAC	COGNAC	COGNAC	COGNAC	COGNAC	COGNAC	COGNAC	COGNAC			COGNAC			
	TRUFFLE	TRUFFLE	TRUFFLE	TRUFFLE	TRUFFLE	TRUFFLE	TRUFFLE	TRUFFLE	TRUFFLE	TRUFFLE	TRUFFLE	TRUFFLE	TRUFFLE	TRUFFLE	TRUFFLE			TRUFFLE			
	SLATE	SLATE	SLATE	SLATE	SLATE	SLATE	SLATE	SLATE	SLATE	SLATE	SLATE	SLATE	SLATE	SLATE	SLATE			SLATE			
	JAVA	JAVA	JAVA	JAVA	JAVA	JAVA							JAVA					JAVA			
	SLATE	SLATE	SLATE	SLATE	SLATE	SLATE							SLATE					SLATE			
	LINEN	LINEN	LINEN	LINEN	LINEN	LINEN	LINEN	LINEN	LINEN	LINEN	LINEN	LINEN	LINEN	LINEN	LINEN	LINEN			LINEN		
	PEWTER GLAZE	PEWTER GLAZE			PEWTER GLAZE	PEWTER GLAZE			PEWTER GLAZE	PEWTER GLAZE	PEWTER GLAZE		PEWTER GLAZE	PEWTER GLAZE	PEWTER GLAZE				PEWTER GLAZE		
	SILK	SILK	SILK	SILK	SILK	SILK	SILK	SILK	SILK	SILK	SILK	SILK	SILK					SILK			
HAZELNUT GLAZE	HAZELNUT GLAZE			HAZELNUT GLAZE	HAZELNUT GLAZE			HAZELNUT GLAZE	HAZELNUT GLAZE	HAZELNUT GLAZE		HAZELNUT GLAZE						HAZELNUT GLAZE			
HARBOR	HARBOR	HARBOR	HARBOR	HARBOR	HARBOR	HARBOR	HARBOR	HARBOR	HARBOR	HARBOR	HARBOR	HARBOR	HARBOR	HARBOR	HARBOR	HARBOR	HARBOR	HARBOR			
EMBER GLAZE	EMBER GLAZE			EMBER GLAZE	EMBER GLAZE			EMBER GLAZE	EMBER GLAZE	EMBER GLAZE		EMBER GLAZE	EMBER GLAZE	EMBER GLAZE	EMBER GLAZE	EMBER GLAZE	EMBER GLAZE	EMBER GLAZE			
STONE	STONE	STONE	STONE	STONE	STONE	STONE	STONE	STONE	STONE	STONE	STONE	STONE	STONE	STONE	STONE	STONE	STONE	STONE			
BOULDER	BOULDER	BOULDER	BOULDER	BOULDER	BOULDER	BOULDER	BOULDER	BOULDER	BOULDER	BOULDER	BOULDER	BOULDER	BOULDER	BOULDER	BOULDER	BOULDER	BOULDER	BOULDER			
SAGE	SAGE	SAGE	SAGE	SAGE	SAGE	SAGE	SAGE	SAGE	SAGE	SAGE	SAGE	SAGE	SAGE	SAGE	SAGE	SAGE	SAGE	SAGE			
NAVY	NAVY	NAVY	NAVY	NAVY	NAVY	NAVY	NAVY	NAVY	NAVY	NAVY	NAVY	NAVY	NAVY	NAVY	NAVY	NAVY	NAVY	NAVY			
																				RYE	
																				SPICE	
																				TRUFFLE	
											LINEN				LINEN	LINEN	LINEN				
											STONE				HARBOR	HARBOR	HARBOR				
											ESPRESSO				ESPRESSO	ESPRESSO	ESPRESSO				
											BREEZE										
											DRIFT										
											CASCADE										
									WHITE											WHITE	
SERIES	Portfolio SELECT							Portfolio							Value BUILT						

* Features an engineered wood center panel for a superior finish excluding Tucson; Maddox & New Haven feature all MDF construction

** Duraform: Breeze cabinet exterior is finished in Linen; Drift cabinet exterior is finished in Harbor; Cascade cabinet exterior is finished in Espresso



TIMBERLAKE[®]
CABINETS | BUILT BY
SERVICE

P.O. BOX 1980
WINCHESTER, VIRGINIA 22604
TIMBERLAKE.COM

©2021 American Woodmark Corporation
8/21 TBL97933 17M

Photography is for illustration purposes only. Actual colors may vary slightly due to the printing process.
For actual color selections, please consult your Timberlake distributor or builder.